



HMCL:ICK:11/14A:SECT:15

October 12, 2015

Fax/Speed Post/Courier

Asst. Vice President,
Listing Department,
National Stock Exchange of India Ltd.,
Exchange Plaza,
Bandra Kurla Complex,
Bandra (E),
MUMBAI - 400 051

The Secretary,
BSE Limited,
25th Floor,
Phiroze Jeejeebhoy Towers,
Dalal Street,
MUMBAI - 400 001

Dear Sir,

Re: Distribution Schedule pursuant to clause 35 of the Listing Agreement

Pursuant to Clause 35 of the Listing Agreement please find enclosed herewith a copy of the Distribution Schedule as on September 30, 2015.

Hope you will find the same in order.

Thanking you,

Yours faithfully,
for Hero MotoCorp Ltd.

ILAM C. KAMBOJ
Asso. V.P. Legal & Company Secretary


Encl: as above

(1)(a) STATEMENT SHOWING SHAREHOLDING PATTERN IN CLAUSE-35


NAME OF THE COMPANY:HERO MOTOCORP LTD.		Name of the Scrip: HEROMOTOCO	
SCRIP CODE:	500182		
Class of Security:	EQUITY		
QUARTER ENDED:	30/09/2015		
Partly paid-up shares	No. of partly paid-up shares	As a % of total no. of partly paid-up shares	As a % of total no. of shares of the Company.
Held by promoter/promoter group	0	0	0
Held by Public	0	0	0
Total:	0	0	0
Outstanding convertible securities:	No. of outstanding securities	As a % of total no. of outstanding convertible securities.	As a % of total no. of shares of the Company assuming full conversion of the convertible securities
Held by promoter/promoter group	0	0	0
Held by Public	0	0	0
Total:	0	0	0
Warrants:	No. of warrants	As a % of total no. of warrants	As a % of total no. of shares of the Company, assuming full conversion of warrants
Held by promoter/promoter group	0	0	0
Held by Public	0	0	0
Total:	0	0	0
Total paid-up capital of the Company, assuming full conversion of warrants and convertible securities	199687500	0	100.00



CATEGORY CODE	CATEGORY OF SHAREHOLDER	NO OF SHAREHOLDERS	TOTAL NUMBER OF SHARES	NO OF SHARES HELD IN DEMATERIALIZED FORM	TOTAL SHAREHOLDING AS A % OF TOTAL NO OF		SHARES PLEDGE OR OTHERWISE ENCUMBERED	
					AS A % OF (A+B)	As a % of (A+B+C)		
(I)	(II)	(III)	(IV)	(V)	(VI)	(VII)	(VIII)	(IX)=(VIII)/(IV)*100
(A)	PROMOTER AND PROMOTER GROUP							
(1)	INDIAN							
(a)	Individual /HUF	17	51858452	51858452	25.97	25.97	0	0.00
(b)	Central Government/State Government(s)	0	0	0	0.00	0.00	0	0.00
(c)	Bodies Corporate	3	17307630	17307630	8.67	8.67	0	0.00
(d)	Financial Institutions / Banks	0	0	0	0.00	0.00	0	0.00
(e)	Others	0	0	0	0.00	0.00	0	0.00
	Sub-Total A(1) :	20	69166082	69166082	34.64	34.64	0	0.00
(2)	FOREIGN							
(a)	Individuals (NRIs/Foreign Individuals)	0	0	0	0.00	0.00	0	0.00
(b)	Bodies Corporate	0	0	0	0.00	0.00	0	0.00
(c)	Institutions	0	0	0	0.00	0.00	0	0.00
(d)	Qualified Foreign Investor	0	0	0	0.00	0.00	0	0.00
(e)	Others	0	0	0	0.00	0.00	0	0.00
	Sub-Total A(2) :	0	0	0	0.00	0.00	0	0.00
	Total A=A(1)+A(2)	20	69166082	69166082	34.64	34.64	0	0.00
(B)	PUBLIC SHAREHOLDING							
(1)	INSTITUTIONS							
(a)	Mutual Funds /UTI	203	8027565	7964095	4.02	4.02		
(b)	Financial Institutions /Banks	64	4142524	4123819	2.07	2.07		
(c)	Central Government / State Government(s)	0	0	0	0.00	0.00		
(d)	Venture Capital Funds	0	0	0	0.00	0.00		
(e)	Insurance Companies	21	15378418	15378418	7.70	7.70		
(f)	Foreign Institutional Investors	637	76292543	76254343	38.21	38.21		
(g)	Foreign Venture Capital Investors	0	0	0	0.00	0.00		
(h)	Qualified Foreign Investor	0	0	0	0.00	0.00		
(i)	Others	0	0	0	0.00	0.00		



CATEGORY Y CODE	CATEGORY OF SHAREHOLDER	NO OF SHAREHOLDE RS	TOTAL NUMBER OF SHARES	NO OF SHARES HELD IN DEMATERIALIZED FORM	TOTAL SHAREHOLDING AS A % OF TOTAL NO OF		SHARES PLEDGE OR OTHERWISE ENCUMBERED	
					AS a % of (A+B)	AS a % of (A+B+C)		
(I)	(II)	(III)	(IV)	(V)	(VI)	(VII)	(VIII)	(IX)=(VIII)/(IV)*10
	Sub-Total B(1) :	925	103841050	103720675	52.00	52.00	0	0
(2)	NON-INSTITUTIONS							
(a)	Bodies Corporate	1428	3092923	3066712	1.55	1.55		
(b)	Individuals							
	(i) Individuals holding nominal share capital upto Rs.1 lakh	84925	12564974	9658582	6.29	6.29		
	(ii) Individuals holding nominal share capital in excess of Rs.1 lakh	4	467290	211250	0.23	0.23		
(c)	Others							
	FOREIGN NATIONALS	1	89	89	0.00	0.00		
	FOREIGN BODIES	2	8534906	8534906	4.27	4.27		
	CLEARING MEMBERS	129	347890	347890	0.17	0.17		
	NON RESIDENT INDIANS	2240	345029	344339	0.17	0.17		
	TRUSTS	45	1327267	1327267	0.66	0.66		
(d)	Qualified Foreign Investor	0	0	0	0.00	0.00		
	Sub-Total B(2) :	88774	26680368	23491035	13.36	13.36		
	Total B=B(1)+B(2) :	89699	130521418	127211710	65.36	65.36		
	Total (A+B) :	89719	199687500	196377792	100.00	100.00		
(C)	Shares held by custodians, against which Depository Receipts have been issued							
(1)	Promoter and Promoter Group	0	0	0	0.00	0.00		
(2)	Public							
	GRAND TOTAL (A+B+C) :	89719	199687500	196377792	100.00	100.00		0.00






(I)(b) Statement showing holding of securities (including shares, warrants, convertible securities) of persons belonging to the category "Promoter and Promoter Group"											
Sr.No	Name of the Shareholder	Details of Shares held		Encumbered shares (*)			Details of Warrants		Details of convertible securities		Total Shares (including underlying shares assuming full conversion of warrants and convertible securities) as a % of diluted share capital
		No. of Shares held	As a % of grand total (A)+(B)+(C)	Pledge Shares (V)	AS a percentage (VI)=(V)/(III)* 100	AS a % of grand total (A) + (B) + (C) of sub-clause (I)(a)	Number of warrants held	As a % total number of warrants of the same class	Number of convertible securities held	As a % total number of convertible securities of the same class	
(I)	(II)	(III)	(IV)	(V)	(VI)=(V)/(III)* 100	(VII)	(VIII)	(IX)	(X)	(XI)	(XII)
1	BAHADUR CHAND INVESTMENTS PVT LTD	17306250	8.67	0	0.00	0.00	0	0.00	0	0.00	8.67
2	BRIJMOHAN LALL MUNJAL*	12396842	6.21	0	0.00	0.00	0	0.00	0	0.00	6.21
3	RENU MUNJAL*	12396840	6.21	0	0.00	0.00	0	0.00	0	0.00	6.21
4	PAWAN MUNJAL*	12396840	6.21	0	0.00	0.00	0	0.00	0	0.00	6.21
5	SUMAN KANT MUNJAL*	12396840	6.21	0	0.00	0.00	0	0.00	0	0.00	6.21
6	SUNIL KANT MUNJAL*	1850440	0.93	0	0.00	0.00	0	0.00	0	0.00	0.93
7	RENU MUNJAL	100650	0.05	0	0.00	0.00	0	0.00	0	0.00	0.05
8	SUMAN KANT MUNJAL	71250	0.04	0	0.00	0.00	0	0.00	0	0.00	0.04
9	PAWAN KANT MUNJAL	32520	0.02	0	0.00	0.00	0	0.00	0	0.00	0.02
10	SUMAN KANT MUNJAL	32500	0.02	0	0.00	0.00	0	0.00	0	0.00	0.02
11	VASUDHA MUNJAL	32500	0.02	0	0.00	0.00	0	0.00	0	0.00	0.02
12	ANIESHA MUNJAL	32500	0.02	0	0.00	0.00	0	0.00	0	0.00	0.02
13	PAWAN MUNJAL	32500	0.02	0	0.00	0.00	0	0.00	0	0.00	0.02
14	SUNIL KANT MUNJAL	32500	0.02	0	0.00	0.00	0	0.00	0	0.00	0.02
15	RENUKA MUNJAL	32480	0.02	0	0.00	0.00	0	0.00	0	0.00	0.02
16	RAHUL MUNJAL	10620	0.01	0	0.00	0.00	0	0.00	0	0.00	0.01
17	ABHIMANYU MUNJAL	10620	0.01	0	0.00	0.00	0	0.00	0	0.00	0.01
18	HERO FINCORP LIMITED	1370	0.00	0	0.00	0.00	0	0.00	0	0.00	0.00
19	HERO INVESTCORP LTD	10	0.00	0	0.00	0.00	0	0.00	0	0.00	0.00
20	BRIJMOHAN LALL MUNJAL	10	0.00	0	0.00	0.00	0	0.00	0	0.00	0.00
	TOTAL :	69166072	34.64	0	0.00	0.00	0	0.00	0	0.00	34.64

* On behalf of Brijmohan Lall Om Prakash


Statement showing holding of securities (including shares, warrants, convertible securities) of persons belonging to the category "Public" and holding more than 1% of the total number of shares									
Sr.No.	Name of the shareholder	Number of shares held	Shares as a percentage of total number of shares {i.e., Grant total (A)+(B)+(C) indicated in Statement at para (l)(a) above}	Details of warrants		Details of convertible securities		Total shares (including underlying shares assuming full conversion of warrants and convertible securities) as a % of diluted share capital)	
				Number of warrants held	As a % total number of warrants of the same class	Number of convertible securities held	% w.r.t total number of convertible securities of the same class		
1	LIFE INSURANCE CORPORATION OF INDIA	10701216	5.36	0	0.00	0	0.00	5.36	
2	LATHE INVESTMENT PTE LTD	5554480	2.78	0	0.00	0	0.00	2.78	
3	OPPENHEIMER INTERNATIONAL GROWTH FUND	4883389	2.45	0	0.00	0	0.00	2.45	
4	ABERDEEN GLOBAL INDIAN EQUITY (MAURITIUS) LIMITED	4032048	2.02	0	0.00	0	0.00	2.02	
5	LAZARD ASSET MANAGEMENT LLC A/C LAZARD EMERGING MARKETS PORTFOLIO	3735072	1.87	0	0.00	0	0.00	1.87	
6	ABERDEEN EMERGING MARKETS FUND	3408035	1.71	0	0.00	0	0.00	1.71	
7	BC INDIA PRIVATE INVESTORS II	2980426	1.49	0	0.00	0	0.00	1.49	
8	LIFE INSURANCE CORPORATION OF INDIA P & GS FUND	2457827	1.23	0	0.00	0	0.00	1.23	
9	ABERDEEN GLOBAL-EMERGING MARKETS EQUITY FUND	2268247	1.14	0	0.00	0	0.00	1.14	
10	GOVERNMENT PENSION FUND GLOBAL	2201931	1.10	0	0.00	0	0.00	1.10	
11	TEMPLETON GROWTH FUND, INC.	2089348	1.05	0	0.00	0	0.00	1.05	
12	ABERDEEN EMERGING MARKETS EQUITY FUND, A SERIES OF	2050699	1.03	0	0.00	0	0.00	1.03	
TOTAL :		46362718	23.22	0	0.00	0	0.00		




Statement showing holding of securities (including shares, warrants, convertible securities) of persons (together with PAC) belonging to the category "Public" and holding more than 5% of the total number of shares of the company						
Sr.No.	Name(s) of the shareholder(s) and the Persons Acting in Concert (PAC) with them	Number of shares held	Shares as a percentage of total number of shares {i.e., Grant total (A)+(B)+(C) indicated in Statement at para (I)(a) above}	Details of warrants		Total shares (including underlying shares assuming full conversion of warrants and convertible securities) as a % of diluted share capital)
				Number of warrants held	As a % total number of warrants of the same class	
				Details of convertible securities		
				Number of convertible securities held	% w.r.t total number of convertible securities of the same class	
1	LIFE INSURANCE CORPORATION OF INDIA	10701216	5.36	0	0.00	5.36
TOTAL :				0	0.00	5.36




STATEMENT SHOWING DETAILS OF LOCKED-IN SHARES"			
(I)(d)			
Sr.No.	Name of the shareholder	Number of locked-in shares	Locked-in shares as a (%) percentage of total number of shares (i.e, Grand Total (A)+(B)+(C) Indicated in Statement at para (I)(a) above)
			Promoter/Promoter Group/Public
TOTAL :		0	0





STATEMENT SHOWING DETAILS OF DEPOSITORY RECEIPTS (DRS)			
(ii)(a)			
Sr.No.	Type of outstanding DR (ADRs,GDRs,SDRs,etc.)	Number of outstanding DRs	Number of shares underlying outstanding DRs
		0	0
	TOTAL :	0	0
			Shares underlying outstanding DRs as a percentage of total number of shares {i.e., Grand Total (A)+(B)+(C) indicated in Statement at Para(I)(a) above}



Statement showing Holding of Depository Receipts (DRs), where underlying shares held by "Promoter/Promoter group" are in excess of 1% of the total number shares.				
(II)(b)				
	Type of outstanding DR (ADRs, GDRs, SDRs, etc.)	Number of shares underlying outstanding DRs	Shares underlying outstanding DRs as a percentage of total number of shares {i.e., Grand Total (A)+(B)+(C) indicated in Statement at para(I)(a) above}	
Sr.No.	Name of the DR Holder			
	TOTAL :	0		0