

MAINTENANCE SCHEDULE

Perform the pre-ride inspection (**page 23**) at each scheduled maintenance period.

I: INSPECT C: CLEAN R: REPLACE A: ADJUST O: OIL CHANGE
L: LUBRICATE T: TOP UP E: EMISSION CHECK

The following maintenance schedule specifies all maintenance required to keep your vehicle in peak operating condition. Maintenance work should be performed in accordance with standards and specifications of Hero MotoCorp by properly trained and equipped technicians. Your Authorised Hero MotoCorp workshop meets all of these requirements.

Ensure that each paid service is availed within **90 days** or **3000 km** from the date of previous service, whichever is earlier.

↘ To be serviced by your Authorised Hero MotoCorp workshop unless the owner has the relevant tools, technical information and is technically qualified.

✘ In the interest of safety, we recommend that these jobs are carried out only by your Authorised Hero MotoCorp workshop.

Note-1 : At higher odometer readings, repeat the frequency interval established here.

Note-2 : Replace air cleaner element once in every **15000 km** or early replacement may be required when riding in dusty areas.

Note-3 : Replace engine oil once in every **6000 km**. Top up once in every **3000 km**.

Note-4 : Visit Authorised Hero MotoCorp workshop for inspection, cleaning, lubrication and adjustment of drive chain at every **2000 km**.

Note-5 : Replace brake fluid once in a every **2 years** or **30000 km**, whichever is earlier.

Note-6 : Inspect & maintain specified torque.

Note-7 : Inspect the bearings free play, replace if necessary.

Note-8 : Replace front fork oil once in a every **2 years** or **30000 km**, whichever is earlier.

Note-9 : Inspect for any play in the mounting bushes, replace if necessary.

Note-10: Check CO emission at idle.






Note-11: Inspect the canister hoses for deterioration, damage or loose connections and canister for cracks or other damages.












Note: Always wipe the water from the vehicle after washing. Use clean soft cloth or pressurized air for completely drying the water.

MAINTENANCE SCHEDULE

Dear Customer,

We would strongly recommend the following schedule, to keep your vehicle in perfect running condition and healthy environment. Vehicle subjected to severe use or ridden in dusty area will require more frequent servicing.

ITEMS	WHICHEVER COMES FIRST	DURING FREE SERVICE PERIOD					AFTER FREE SERVICE ONCE IN EVERY					
	SERVICE	1 st	2 nd	3 rd	4 th	5 th						
	DAYS	1st 60	Next 100	Next 100	Next 100	Next 100						
	KM Note-1	500-750	3000-3500	6000-6500	9000-9500	12000-12500	3000	6000	9000	12000	15000	
Fuel Line		I	I	I	I	I	I					
 Throttle Operation		I, A	I, A	I, A	I, A	I, A	I, A					
Air Cleaner Element	Note-2	Do not open air cleaner element unless there is a drivability problem										R
Spark Plug		I, C, A	I, C, A	I, C, A	I, C, A	R	I, C, A				R	
 Valve Clearance		I, A	I, A	I, A	I, A	I, A	I, A					
Engine Oil	Note-3	O	I, T	O	I, T	O	I, T	O				
 Engine Oil Strainer Screen		C				C					C	
 Engine Oil Filter		I		I		R		I			R	
Electric Starter		I	I	I	I	I	I					
Oil Circulation		I	I	I	I	I	I					
 Drive Chain	Note-4	I,C,L,A at every 2000 km					I,C,L,A at every 2000 km					
Drive Chain Slider			I	I	I	I	I					
Battery Voltage		I	I	I	I	I	I					
Brake Shoe		I, A	I, A	I, A	I, A	I, A	I, A					
Disc Wear/ Pad Wear		I	I	I	I	I	I					

ITEMS		WHICHEVER COMES FIRST	DURING FREE SERVICE PERIOD					AFTER FREE SERVICE ONCE IN EVERY					
		SERVICE	1 st	2 nd	3 rd	4 th	5 th						
		DAYS	1st 60	Next 100	Next 100	Next 100	Next 100						
		KM Note-1	500-750	3000-3500	6000-6500	9000-9500	12000-12500						3000
	Brake Fluid	Note-5	I, T	I, T	I, T	I, T	I, T						
	Brake System (Brake Cam & Brake Pedal)			C, L		C, L			C, L				
	Stop Lamp Switch		I, A	I, A	I, A	I, A	I, A	I, A					
	Headlamp Focus		I, A	I, A	I, A	I, A	I, A	I, A					
	Clutch Lever Free Play		I, A	I, A	I, A	I, A	I, A	I, A					
	Side Stand Pivot Bolt		C, L	C, L	C, L	C, L	C, L	C, L					
	Rear Brake Pedal/ Main Stand Pivot		C, L	C, L	C, L	C, L	C, L	C, L					
	Side Stand Switch		I, C	I, C	I, C	I, C	I, C	I, C					
	i3s System		I	I	I	I	I	I					
	Nut, Bolts & Fasteners	Note-6	I	I	I	I	I	I					
	Wheel Bearings	Note-7	I	I	I	I	I	I					
	Wheels/Tyres		I	I	I	I	I	I					
	Steering Head Bearing		I	I, A	I	I, A	I, L, A	I	I, A			I, L, A	
	Front Suspension/Oil	Note-8	I	I	I	I	I	I					
	Rear Suspension	Note-9	I	I	I	I	I	I					
	Muffler (Catalytic Converter)	Note-10			I, E		I, E		I, E				
	Evaporative Emission Control System	Note-11	I	I	I	I	I	I					