

## Maintenance schedule

### **I: INSPECT C: CLEAN R: REPLACE A: ADJUST L: LUBRICATE T: TOP UP O: OIL CHANGE E: EMISSION CHECK**

The following Maintenance Schedule specifies all maintenance required to keep your vehicle in peak operating condition. Maintenance work should be performed in accordance with standards and specifications of HMCL Niloy Bangladesh Ltd. by properly trained and equipped technicians. Your Authorised Distributor/Dealer meets all of these requirements.

Ensure that each paid service is availed within **90** days or **3000** km from the date of previous service, whichever is earlier.

 To be serviced by your Authorised Distributor/Dealer unless the owner has the relevant tools, technical information and is technically qualified.

 In the interest of safety, we recommend that these jobs are carried out only by your Authorised Distributor/Dealer.

**Note-1** : At higher odometer readings, repeat the frequency interval established here.

**Note-2** : More frequent cleaning may be required when riding in dusty areas.

**Note-3** : Replace engine oil once in every **6000** km. Top up once in every **3000** km.

**Note-4** : Visit Authorised Distributor/Dealer for inspection, cleaning, lubrication and adjustment of drive chain at every **2000** km.

**Note-5** : Replace once in every two years or **30000** km, whichever is earlier.

**Note-6** : Inspect & maintain specified torque.

**Note-7** : Inspect the bearings free play, replace if necessary.

**Note-8** : Inspect for any play in the mounting bushes, replace if necessary.







**Note-9** : Check idle CO emission along with idle rpm/idle CO adjustment (if required).











**Note:** Always wipe the water from the vehicle after washing. Use clean soft cloth or pressurized air for completely drying the water.

## MAINTENANCE SCHEDULE

Dear Customer,

We would strongly recommend the following schedule, to keep your vehicle in perfect running condition and healthy environment. Vehicle subjected to severe use or ridden in dusty area will require more frequent servicing.

ITEMS	SERVICE	1 <sup>st</sup>	2 <sup>nd</sup>	3 <sup>rd</sup>	4 <sup>th</sup>	5 <sup>th</sup>	6 <sup>th</sup>	7 <sup>th</sup>	8 <sup>th</sup>	9 <sup>th</sup>	10 <sup>th</sup>	11 <sup>th</sup>
	DAYS	1st 60	Next 90	Next 90	Next 90	Next 90	Next 90	Next 90	Next 90	Next 90	Next 90	Next 90
	Km Note-1	500-750	3000-3500	6000-6500	9000-9500	12000-12500	15000-15500	18000-18500	21000-21500	24000-24500	27000-27500	30000-30500
Fuel Line		I	I	I	I	I	I	I	I	I	I	I
 Throttle Operation		I, A	I, A	I, A	I, A	I, A	I, A	I, A	I, A	I, A	I, A	I, A
 Engine Idle Speed/Carburetor		C, A	A	C, A	A	C, A	A	C, A	A	C, A	A	C, A
Air Cleaner Element	<b>Note-2</b>	C	C	C	C	R	C	C	C	C	R	C
Spark Plug		I, C, A	I, C, A	I, C, A	I, C, A	R	I, C, A	I, C, A	I, C, A	I, C, A	R	I, C, A
 Valve Clearance		I, A	I, A	I, A	I, A	I, A	I, A	I, A	I, A	I, A	I, A	I, A
Engine Oil	<b>Note-3</b>	O	I, T	O	I, T	O	I, T	O	I, T	O	I, T	O
 Engine Oil Strainer Screen		C		C		C		C		C		C
 Engine Oil Centrifugal Filter		C		C		C		C		C		C
Electric Starter		I	I	I	I	I	I	I	I	I	I	I
Oil Circulation		I	I	I	I	I	I	I	I	I	I	I
 Drive Chain	<b>Note-4</b>	I,C,L,A at every 2000 km					I,C,L,A at every 2000 km					
Drive Chain Slider			I	I	I	I	I	I	I	I	I	I
Battery Voltage		I	I	I	I	I	I	I	I	I	I	I
Brake Shoe		I, A	I, A	I, A	I, A	I, A	I, A	I, A	I, A	I, A	I, A	I, A

ITEMS	SERVICE	1 <sup>st</sup>	2 <sup>nd</sup>	3 <sup>rd</sup>	4 <sup>th</sup>	5 <sup>th</sup>	6 <sup>th</sup>	7 <sup>th</sup>	8 <sup>th</sup>	9 <sup>th</sup>	10 <sup>th</sup>	11 <sup>th</sup>	
	DAYS	1st 60	Next 90	Next 90	Next 90	Next 90	Next 90	Next 90	Next 90	Next 90	Next 90	Next 90	
	Km Note-1	500-750	3000-3500	6000-6500	9000-9500	12000-12500	15000-15500	18000-18500	21000-21500	24000-24500	27000-27500	30000-30500	
	Disc wear/Pad wear	I	I	I	I	I	I	I	I	I	I	I	
	Brake Fluid	<b>Note-5</b>	I	I	I	I	I	I	I	I	I	R	
	Brake System (Brake Cam & Brake Pedal)			C, L		C, L		C, L		C, L		C, L	
	Stop Lamp Switch		I, A	I, A	I, A	I, A	I, A	I, A	I, A	I, A	I, A	I, A	
	Headlamp Focus		I, A	I, A	I, A	I, A	I, A	I, A	I, A	I, A	I, A	I, A	
	Clutch		I, A	I, A	I, A	I, A	I, A	I, A	I, A	I, A	I, A	I, A	
	Side Stand/Main Stand		L	L	L	L	L	L	L	L	L	L	
	i3s System		I	I	I	I	I	I	I	I	I	I	
	Nut, Bolts & Fasteners	<b>Note-6</b>	I	I	I	I	I	I	I	I	I	I	
	Wheels Bearings	<b>Note-7</b>	I	I	I	I	I	I	I	I	I	I	
	Wheels/Tyres		I	I	I	I	I	I	I	I	I	I	
	Steering Head Bearing		I	I, A	I	I, A	I, L, A	I	I, A	I	I, L, A	I	I, A
	Front Suspension/Oil	<b>Note-5</b>	I	I	I	I	I	I	I	I	I	R	
	Rear Suspension	<b>Note-8</b>	I	I	I	I	I	I	I	I	I	I	
	Muffler (Catalytic Converter)	<b>Note-9</b>			I, E		I, E		I, E		I, E	I, E	